

Description

VENTSORB® canisters, each containing 180 pounds of activated carbon, are ideal for low-flow air purification applications at industrial and municipal facilities. These economical adsorption systems control small volume organic contaminants and/or odorous gas emissions from:

- Storage tank vents
- Reactor vents
- API separator vents
- Sludge thickener tanks at waste treatment plants
- Sewer gas vents, wet stations, and weir boxes at chemical and municipal waste treatment plants
- Chemical plant wastewater holding tanks
- Laboratory hood exhausts
- Landfills
- Air-stripper off-gases

The 55-gallon VENTSORB® canisters contain all the elements found in a full-scale adsorption system vessel: activated carbon, inlet connection and distributor, and an outlet connection for the purified air stream.

Features

VENTSORB® canisters offer industrial and municipal users several important features and benefits including:

- Effective treatment to remove a variety of vapor phase organic contaminants and odor-causing compounds
- Continuous treatment at varying flow rates and concentrations
- Simple installation and operation
- Flexibility to be installed in series or multiple units in parallel
- Supplied with activated carbon selected specifically for the application
- Practical disposal option: pre-approved spent carbon canisters may be returned to Calgon Carbon Corporation for safe carbon reactivation
- Low cost per unit makes carbon treatment economical

Specifications

Vessel	Open head steel canister
Max. Operating Pressure	4 psig
Cover	Removable steel cover, 12 gauge bolt ring
Internal Coating	Heat-cured phenolic epoxy
External Coating	Baked enamel white
Temperature	250°F (121.1°C) (intermittent)
Inlet	2" FNPT
Outlet	2" FNPT
Max Flow	100 cfm (2.83m ³ /min)
Carbon	180 lbs. AP4-60, BPL 4x10, or VPR
Ship Weight	219 lbs. (99.4 kg)



Applications

Chemical, petrochemical, food, pulp and paper, and many other industrial plants, along with municipal sewage treatment facilities, are frequent users of VENTSORB® for continuous control of vented emissions. Examples of user applications include:

Storage Tank Vents

VENTSORB® is widely used to control evaporative losses vented from storage tanks. Typically these vapors are emitted during tank filling and emptying. In one application, a glycerin manufacturer uses the canisters to purify ambient air drawn into the storage tanks during product transfer. The adsorption process helps prevent contamination of the company's glycerin product. The VENTSORB® units provide greater than six months of service for this application.

Reactor Vents

A pesticide manufacturer is using multiple VENTSORB®s on five reactor vessels to control trace amounts of odorous methylamine and diethylamine (by-products of a caustic scrubbing process). Each VENTSORB® unit handles a 30 cfm air stream containing 15 ppm of amine vapors. The units provide greater than three months of service for this application.

API Separator Vents

A major refinery uses VENTSORB® units to control odorous emissions from settling basins where oil is separated from wastewater that is discharged in condensate, blow-down, or drain systems. For this application, API separators are covered and vented to comply with local air pollution control regulations. The air stream is pulled through two VENTSORB® units operating in parallel configuration at 100 cfm.

Installation

VENTSORB® canisters are shipped ready for installation. Each canister is self-supporting and should be placed on a level, accessible area as near as possible to the emission source. Installation is simple, requiring just a flexible hose or pipe to connect the vent to the 2-inch FNPT bottom inlet of the canister.

If the VENTSORB® will be vented directly to outside air, a U-shaped outlet pipe or rain hat (such as a pipe tee) is recommended to prevent precipitation from entering the unit.

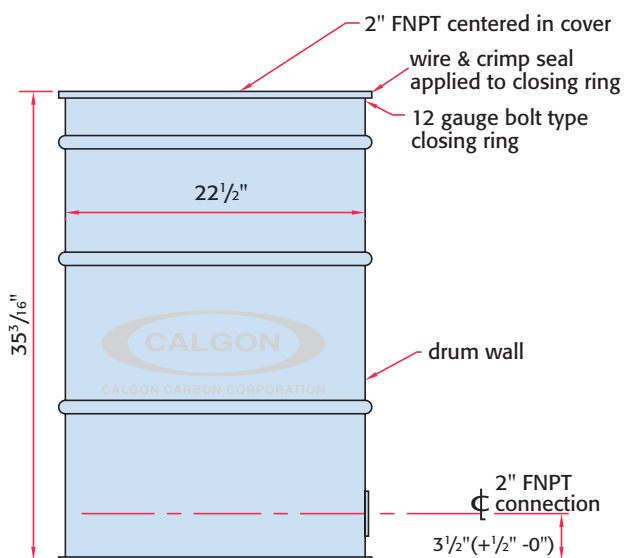
VENTSORB® canisters operate from a continuous suction across the vent. The suction can be produced by a blower or by using the positive pressure inside the tank or process vessel. In many cases, the pressure or surge of pressure within the tank or vessel is sufficient to overcome the pressure drop across the canister, thus eliminating the need for a blower. Please consult the pressure drop data in this bulletin for more information.

Maximum recommended air flow through a VENTSORB® is 100 cfm. If higher flows are encountered, plant operators should install two or more canisters in parallel configuration.

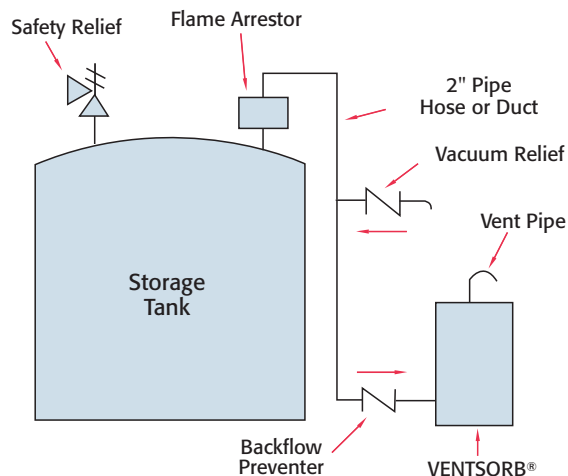
When VENTSORB® canisters are used to control vapors from organic solvent storage tanks, the following precautions are recommended:

- A safety relief valve must be provided. This protects the storage tank should the VENTSORB® become plugged or blocked in any fashion. Such a vent would open in an emergency situation, thereby relieving pressure.
- Under appropriate conditions a flame arrestor and/or backflow preventor must be installed as shown in this bulletin's storage tank installation drawing. This prevents backflow of air through the VENTSORB® when the storage tank is empty.
- Pre-wetting the carbon helps dissipate excessive heat that may be caused by high organic compound concentration (>0.5 to 1.0 Vol.%).

If VENTSORB® canisters are used to control organic emissions from air-strippers or other high moisture content air streams, Calgon Carbon Corporation recommends that humidity in the air stream be reduced to under 50 percent. Lower humidity optimizes adsorptive capacity of the carbon. In addition, for similar applications that generate a condensate, Calgon Carbon Corporation recommends installation of a drain on the inlet piping.



Typical VENTSORB® Installation at Storage Tank



Safety Considerations

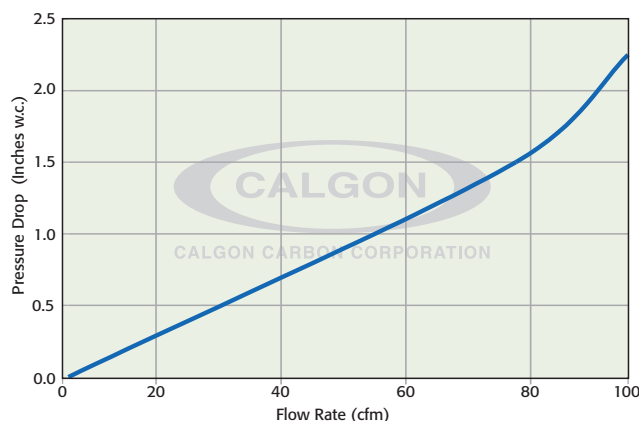
While complying with recommended installation instructions, plant operators should also be aware of these additional heat-related safety considerations:

- When in contact with activated carbon, some types of chemical compounds, such as those from the ketone and aldehyde families, and some organic acids or organic sulfur compounds, may react on the carbon surface causing severe exotherms or temperature excursions. **If you are unaware or unsure of the reaction of an organic compound on activated carbon, appropriate tests should be performed before placing a VENTSORB® in service.**
- Heat of adsorption can lead to severe temperature excursions at high concentrations of organic compounds. Heating may be controlled by diluting the inlet air, by time weighting the inlet concentration to allow heat to dissipate, or by pre-wetting the carbon.
- **Do not use VENTSORB® with ST1-X carbon in petrochemical or chemical industry applications.**
- ST1-X carbon can liberate heat by reacting chemically with oxygen. To prevent heat within a vessel, the carbon must not be confined without adequate air flow to dissipate the heat. In situations where there is insufficient or disrupted air flow through the vessel, the chemical reaction can be prevented by sealing the inlet and outlet connections to the vessel.

Safety Message

Wet activated carbon preferentially removes oxygen from air. In closed or partially closed containers and vessels, oxygen depletion may reach hazardous levels. If workers are to enter a vessel containing carbon, appropriate sampling and work procedures for potentially low oxygen spaces should be followed, including all applicable Federal and State requirements.

Pressure Drop



Pressure drop through a VENTSORB® unit is a function of the process air flow as shown in the graph. A VENTSORB® canister can handle up to 100 cfm at a pressure drop of less than 2.5 inches of water column. If higher flows or lower pressure drop is needed, multiple canisters may be installed in parallel operation. The maximum canister pressure should not exceed 4 psig.

Return of VENTSORB®

Arrangements should be made at the time of purchase to return canisters containing spent carbon. Calgon Carbon Corporation can provide instructions on how to sample the spent carbon and arrange for carbon acceptance testing. The spent carbon is reactivated by Calgon Carbon Corporation and all of the contaminants are thermally destroyed. Calgon Carbon Corporation will not accept VENTSORB® for landfill, incineration, or other means of disposal.

VENTSORB® cannot be returned to the company unless the carbon acceptance procedure has been completed, an acceptance number provided, and the return labels (included with the unit at the time of purchase) are attached.

VENTSORB® must be drained and inlet/outlet connections must be plugged prior to return to Calgon Carbon Corporation.

Calgon Carbon Air Purification Systems

VENTSORB® is specifically designed for a variety of small applications. Calgon Carbon Corporation offers a wide range of carbon adsorption systems and services for a range of flow rates and carbon usages to meet specific applications.

Carbon Life Estimate

This table lists the theoretical adsorption capacities for several compounds. The adsorption capacity for nonpolar organics increases with the boiling point, molecular weight, and concentration of the air contaminant. Estimate the life of a VENTSORB® canister for other organic compounds by matching them with compounds of similar boiling points and molecular weight in this table. Low molecular weight (less than 50) and/or highly polar compounds such as formaldehyde, methane, ethanol, etc. will not be readily adsorbed at low concentrations.

Note: The standard VENTSORB® canister contains 180 pounds of AP4-60 carbon. When removing hydrogen sulfide and mercaptans from moist air vented from sewage operations, greater efficiency will be achieved by using a VENTSORB® canister which contains specially impregnated ST1-X carbon. A VENTSORB® containing ST1-X carbon can remove up to 40 pounds of hydrogen sulfide and 15 pounds of methyl mercaptan.

Theoretical Capacities*

Pounds Adsorbed per VENTSORB® at Given Concentration of Contaminant

	Boiling Point (°C)	Molecular Weight (g)	Lbs. @ 10 ppm	Lbs. @ 100 ppm	Lbs. @ 1,000 ppm
Acrylonitrile	77.3	53.1	6	12	24
Benzene	80.1	78.1	14	23	36
n-Butane	-0.5	58.1	4	8	13
Carbon Tetrachloride	76.8	153.8	40	56	76
Dichloroethylene	37.0	97.0	12	21	35
Methylene	40.2	84.9	3	7	18
Freon 114	3.8	170.9	11	19	33
n-Hexane	68.7	86.2	18	25	34
Styrene	145.2	104.1	45	57	71
Toluene	110.6	92.1	34	44	58
Trichloroethylene	87.2	131.4	33	50	73

* Theoretical capacity based on 70° F, 1 atm pressure, less than 50 percent humidity, and 180 pounds of carbon using isotherm data for AP4-60 carbon.

Warranty

There are no expressed or implied warranties or any warranty of merchantability or fitness for a particular purpose associated with the sale of this product.



CALGON CARBON CORPORATION

Calgon Carbon Corporation
 P.O. Box 717
 Pittsburgh, PA USA 15230-0717
 1-800-422-7266
 Tel: 412-787-6700
 Fx: 412-787-6713

Making Water and Air Safer and Cleaner

Chemviron Carbon
 European Operations of
 Calgon Carbon Corporation
 Zoning Industriel C de Feluy
 B-7181 Feluy, Belgium
 Tel: + 32 (0) 64 51 18 11
 Fx: + 32 (0) 64 54 15 91

Calgon Carbon Asia
 65 Chulia Street
 #37-03 OCBC Centre
 Singapore 049513
 Tel: +65 6 221 3500
 Fx: +65 6 221 3554

Your local representative